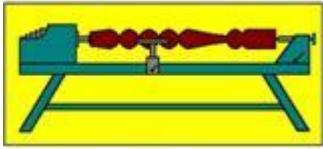


Turning Talk

Volume 29 Number 1

February 2015



Presidential Words

For February 2015



Dear Members,

The Position of Treasurer

This vacancy has been filled by member John Reed. So, we welcome John to the Management Committee for 2015. He was voted in at a Special Committee Meeting held on 10 January prior to our regular Committee Meeting.

Welfare Officer

Also at the Committee Meeting on 10 January the Committee appointed a Welfare Officer. Ron Marlow has accepted the role, so if you know of any member who is not well, in hospital, or going through a tough time please let Ron or myself know. Ron's phone number is 3355 5995

January Demonstration

Saturday January 24 saw 40 plus members attend a special demo to say thanks to Marco Verrecchia from Vicmarc which has provided a VL240 Lathe on permanent loan to our Society.



The New VL240 Lathe

The lathe will remain the property of Vicmarc but we get to use it. I must say it was a great pleasure to be the first member to demo on this newly designed Vicmarc lathe. It runs quiet as a church mouse with the only noise being made when goud meets wood.



Rob Presents Marco with a Certificate of Appreciation

Turnfest 2015

Turnfest runs from March 20 to 22 this year. I think there are still some places available. If you haven't booked your place, Contact David Drescher at South East Qld Woodworking Supplies. A number of our members will be attending, and as a club, we usually have the largest attendance of any group.

March AGM

Due to Turnfest being on the 3rd Saturday in March this year and with a large number of our current Committee attending the event including myself we will be running our AGM on Saturday the 28th of March from 9am -10am followed by morning tea.

Tuesday Evening Open Workshops

These workshops are very quiet at the moment, so, if you are a new member and looking to learn or practice your woodturning then there are plenty of lathes available at the moment. Woodturning is a highly skilled craft, and members need plenty of practice to keep up those skills.

Special Dates for 2015

Liam O'Neil from Ireland will be conducting a "Hands on Day" on Friday February 20, with an all-day Demo on Saturday the 21st, and another "Hands on Day" on Sunday the 22nd. Booking forms are available at Pine Street. Places for the hands on day are limited but spaces exist for the Saturday full day Demo.

Help needed at Pine Street

We require some members to help clean our dust filters on the air filtration units upstairs each week, and check and replace the dust collection bags on our dust extractors located under the Workshop area. If you are able to help, please see Col Fraser or Bob McGeechan. They will be happy to show members what is involved. These jobs take no longer than 1/2 hr each week.

Till Next Time

Rob Mc Kee
President

19 Pine Street, Greenslopes (Brisbane), Queensland, 4120, Australia

Phone: (07) 3397 8156 Email: WSQ@bigpond.com Website: www.woodturnerssocietyofqld.com/

Founded June 1979 and incorporated September 1986

Diary & Looking Ahead at WSQ February 2015 & Beyond

Date	Day of Month	Session Title	Convenors	Times
3 Feb	1st Tuesday	Open Workshop	John Sheppard & Bob McGeechan	8.00am – Noon
		New Member Training	Rob Mc Kee (Former DVA welcome)	1.00pm – 3.30pm
		Evening Open Workshop	John Sheppard	6.00pm – 9.00pm
4 Feb	1st Wednesday	DOTS Workshop	Suspended until advised	6.00pm – 7.30pm
		Evening Design Forum	Suspended until advised	7.30pm – 9.30pm
5 Feb	1st Thursday	WSQ Safety & Workshop Induction for New Members		9.00am – 12noon
6 Feb	1st Friday	Toy and Open Workshop Toy Group Open Workshop	Peter Churchward	8.00am – 3.00pm
10 Feb	2nd Tuesday	Open Workshop	Lyndon Prescott & Jim Buxton	8.00am – Noon
		New Member Training	Rob Mc Kee (Former DVA Team members welcome)	1.00pm – 3.30pm
		Evening Open Workshop	Rob Mc Kee	6.00pm – 9.00pm
12 Feb	2nd Thursday	Pre-Booked Project Tuition Cost - \$25.00	Rob Mc Kee	9.00am – 12.30pm
14 Feb	2nd Saturday	Management Meeting		9.00am – Noon
17 Feb	3rd Tuesday	Open Workshop	John Sheppard & Bob McGeechan	8.00am – Noon
		New Member Training	Rob Mc Kee (Former DVA Team members welcome)	1.00pm – 3.30pm
		Evening Open Workshop	John Sheppard	6.00pm – 9.00pm
21 Feb	3rd Saturday	WSQ Monthly Forum	Refer to Section Below Not in February due to Liam O'Neill's Demonstration & Workshops	9.00am - Noon
24 Feb	4th Tuesday	Open Workshop	Rob Mc Kee & Tom McKim	8.00am – Noon
		New Member Training	Rob Mc Kee (Former DVA Team members welcome)	1.00pm – 3.30pm
		Evening Open Workshop	Allan Dickson	6.00pm – 9.00pm
26 Feb	4th Thursday	Pre-Booked Project Tuition Cost - \$25.00	Rob Mc Kee	9.00am – 12.30pm
28 Feb	4th Saturday	WSQ Demonstration	Refer to Section Below	9.00am – Noon
N/A	5th Tuesday - Only if one falls in the month	Open Workshop New Member Training Evening Open Workshop	Rob Mc Kee & Tom McKim Rob Mc Kee Rob Mc Kee	8.00am – Noon 1.00pm – 3.30pm 6.00pm – 9.00pm
Future Events & Important Dates				
Friday 20 February 2015 to Sunday 22 February 2015		Demonstration and Hands-on Workshops by Liam O'Neill - 9.00am – 4.00pm – Cost: As per registration form		
Saturday 21 March		Presentation by Peter Steller – “Sculptural Items – Design Issues & Some Techniques” – 9.00am – noon – Cost: \$5		
Saturday 28 March		AGM followed by a “Turnfest Review” Forum		
Friday 3 April to Monday 6 April		Easter		
Saturday 2 May & Sunday 3 May		Maleny Wood Expo (see their web site for details)		
Friday 15 May to Sunday 17 May		Timber and Working with Wood Show, Brisbane		
Saturday 6 June		WSQ Open Day		

Treasurer's Report

Hello everyone. As reported elsewhere in the newsletter, I have been appointed to the Management Committee as Treasurer to replace Brian Creese.

I would like to take this opportunity to thank Brian for his enthusiasm and diligence in performing this role for the last six years. Brian isn't completely removed from "Treasurer" duties

as he has agreed to undertake the Assistant Treasurer's role until the next Management Committee is appointed later in the year.

As our financial year ended on 31 December 2014, there are two separate reports this month; Brian has prepared a report for the year to 31st December and my report relates to the month of December.

Major income items for December were memberships (\$853), net meeting income (\$1,435) and store sales (\$576). This was offset by store purchases (\$809) and electricity (\$773). Cash balance at the end of the month was \$36,114.

John Reed
Treasurer

Preliminary Financial Report for 2014

Last year was another successful year for the Society's finances. Total income as \$84,916 and total expenses were \$79,576. We finished the year with total funds of \$36,155, compared with \$30,815 at the start of the year.

Membership

We signed up 38 new members during the year, compared with 37 in the previous year. However, total membership declined slightly from 250 to 245. Income from membership subscriptions and joining fees was \$13,266, compared with \$13,654 in 2013.

Member Events

Net revenue from member events (\$12,685) was about the same as the previous year (\$12,657). The most popular events continued to be the Tuesday morning workshops (\$7,249), Tuesday evening workshop (\$975), Saturday demonstrations (\$591), and Forum meetings (\$923). The Leatherwork classes on Wednesday and Thursday mornings have become even more popular, with net revenue of \$1,439 in 2014 compared with \$692 in 2013. The Jimmy Clewes demo in May was very successful, with net revenue of \$1,144.

Exhibitions

Net revenue of \$5,273 from the two Exhibitions at Mount Coot-tha was down slightly compared with 2013 (\$6,497), with the poor result in August being partially compensated for by the very

successful event in November. The Timber and Working with Wood Show in May and the Open Day in June again returned small profits: \$365 and \$399 respectively, compared with \$94 and \$246 in 2013.

Fundraising

The Bunnings Sausage Sizzle in March raised net revenue of \$1,056, and the major raffle in May successfully raised \$704. Our thanks go to Metabo, who donated the prize for this raffle (compound sliding drop saw). Income from other raffles was \$183.

Other income

Other major income sources in 2014 were sub-leasing fees (\$7077), store income (\$406 net) and soft drink sales (\$664).

Property and equipment

Major building improvements in 2014 were the refurbishment of the Basement Workshop and new shelving in the Library, which cost a total of \$4,483. The electrical fitout in the Basement was funded by a grant of \$2,475 from the Lord Mayor's Suburban Initiative Fund. Building maintenance costs were \$7,171, including \$4,994 for replacement of the roof of the main Workshop.

Major equipment items purchased during 2014 were the Omega Stubby lathe (\$3,000), Vicmarc VL150 lathe (\$1,430), compactus for tool storage in the Basement (\$1,200), Festool 26L vacuum

cleaner (\$975) and one computer (\$579). Total expenditure on equipment was \$8,715, with a further \$2,105 being spent on equipment repairs and maintenance.

Other expenditure

Other major expenditure costs included membership badges (\$565), annual competition (\$840), library purchases (\$1,316), newsletter expenses (\$2,110), insurance (\$4,320), electricity (\$3,011) and cleaning (\$2,627). These costs were generally similar to those in the previous year.

Conclusion

Highlights of the year have included further building improvements and investment in new and replacement equipment. A healthy bank balance remained at the end of the year, and WSQ is well placed for further improvements in facilities and activities in the year ahead. The financial records for 2013 are currently with the auditor, and a complete Financial Statement will be presented at the AGM on 28 March and published in the April newsletter.

I am very grateful to John Reed for offering to take on the job as Treasurer for 2015, and I hope that he finds the job as interesting and rewarding as I have for the last 6 years.

Brian Creese
Assistant Treasurer

Library News

Dear Members

I would like to ask members, when reading books in the library, could they please place them back in their correct position on the shelves. It makes it easier for other members to find the book they are looking for.

If the librarian or assistant are not in the library when members wish to take items out on loan, please write the details of the item on the folder provided making sure the item, your name and initials are provided.

MISSING ITEMS

After a stocktake in January, the following books and DVDs are unaccounted for and are missing from the WSQ library.

Could you please look amongst your things and see if you have the following books or DVDs?

Books

- “The Creek in our Back Yard”-Habitat Rest by Whyte – Robert
- “Making Toys in Wood” by C.H. Haywood
- “Woodturning – The Art of Woodworking”.by Time-Life

DVD's

- “Vessels of Illusion” by Trent Bosch

- “Pyrography Workshop” by Sue Walters
- “The Practice of Woodturning” by D. Stubbs
- “Inlay Novelty Boxes” by Chris Stott

If these can be returned as soon as possible, it will allow others to borrow and enjoy.

NEW ITEMS

The following are new books obtained for the library.

Books

- “Decorated Gourd” - by Dayn Mai Peterson
- “Pyrography (Learn to Burn)”
- “Carving on Turning” - by Chris Pye
- “Wooden Bowls from Scroll Saw” – by Carole Rothman
- “Furniture Making” – by Alf Martensson
- “Complete Table Saw Book”
- “Making Dimensional Wood Plaques” – by Patric Spielman & Robert Hyde
- “Woodturning Methods” – by Mike Darlow

DVD.

- “Mastering Woodworking Machines” – by Mark Duginske

Alwyn Clark

Librarian

Library Displays of WSQ Turned Items

NORTHSIDE

SOUTHSIDE

January	None	None
February	Info not provided	Mt Ommaney Library

Both the Southside and Northside Teams are looking for new turned items for their displays.

The pieces do not have to be competition standard, just competently executed pieces will be OK. Speak to either of us if you would like to loan us a piece or two for this year. Many thanks to all those people who have already loaned items for display.

Thanks very much to the members who assist with these library displays, including Charlie Edwards, Lyndon Prescott, Len Young, Allan Dickson, Alan Fulbohm, and Ron Donaldson.

John Byrne
WSQ Member

Greg Fletcher
WSQ Membership Secretary

The Southside Team have previously advised that they had been approached by a user of the Holland Park Library who was interested in making an offer for an elegant, tall clock which was on display. Unfortunately, the potential sale did not eventuate.

Geoff Holbeck
Editor – Turning Talk

New Members

There are six new members this month.

- **Gregor Henderson of Kangaroo Point**
- **Ted Ansey of Moggill**
- **George Mavridis of Benowa**
- **Andrew Watt of Belivah**
- **Tony Shields of East Brisbane**
- **Lou Wolf of Birkdale**

It's great to see the continuing flow of new members. Please make them feel welcome.

Greg Fletcher
WSQ Membership Secretary

Vale Peter Mochrie

Peter joined our Society in July 2001. A keen woodturner, Peter soon rose to be a level 1 turner in our annual Competitions. Peter also won many other Woodturning Awards including best of Show at the Mt Gravatt Showgrounds a couple of years ago. He also made a special Bowl and presented it to our then Patron Prime Minister Kevin Rudd.

He will be remembered by all of us who knew him. Rest in Peace Peter.

Rob Mc Kee
President

Liam O'Neill Workshops & Demonstration – 20/22 February 2015

Places are still available for the Liam O'Neill demonstration on Saturday 21 February, and both hands-on workshops ("Bowl Turning on Friday 20 February, and "Lidded Containers" on Sunday 22 February).

Costs for WSQ members are \$35 for the demo, \$75 for active participants in each workshop, and \$40 for onlookers in each workshop. Corresponding costs for

non-members are \$40, \$85 and \$45 respectively. Discounts are available for multiple-day registrations.

To ensure your place in these not-to-be-missed events, please complete a registration form and submit your payment before Friday 6 February. The registration form is available in the November and December issues of Turning Talk, or can be downloaded from the WSQ website using the

following link:
<http://wsqueensland0.tripod.com/webonmediacontents/Liam%20O'Neill%20information%20and%20registration%20form.pdf>.

For further information, please contact Brian Creese at, e-mail brian.creese@bigpond.com or on 07 3378 4041.

Brian Creese
Treasurer

Jest a Moment

Scousers Join Ferrari

"The Ferrari F1 team fired their entire pit crew yesterday."

This announcement followed Ferrari's decision to take advantage of the British government's "Work for the Dole" scheme and employ some Liverpoolian youngsters.

The decision to hire them was brought about by a recent documentary on how unemployed youths from

Toxteth were able to remove a set of wheels in less than 6 seconds without proper equipment, whereas Ferrari's existing crew could only do it in 8 seconds with millions of pounds worth of high tech equipment.

It was thought to be an excellent, bold move by the Ferrari management team as most races are won and lost in the pits, giving Ferrari an advantage over every other team.

However, Ferrari got more than they bargained for.

At the crew's first practice session, not only was the Scouse pit crew able to change all four wheels in under 6 seconds, but, within 12 seconds, they had re-sprayed, re-badged and sold the car to the McLaren team for 8 cases of Stella, a bag of weed, and some photos of Lewis Hamilton's bird in the shower!

Anonymous
WSQ Member

NOTICE OF THE 2015

ANNUAL GENERAL MEETING

THIS IS TO ADVISE ALL MEMBERS THAT
IN ACCORDANCE WITH THE CONSTITUTION
OF THE
WOODTURNERS SOCIETY OF QUEENSLAND INC
THERE WILL BE A

ANNUAL GENERAL MEETING
AT 19 PINE STREET
GREENSLOPES
AT 9.00 AM
SATURDAY 28th MARCH 2015

FOR THE FOLLOWING PURPOSE ONLY:

- Welcome and Apologies
- Confirmation of Minutes of Special General Meeting held on 18th November 2014.
- Presentation of Management Report.
- Presentation of Treasurer's and Auditor's Reports.
- Appointment of Auditor for 2015
- Life Membership Award

VICMARC[®] MACHINERY
PTY. LTD.

*Quality Woodturning
Lathes & Accessories*

Ph: 32843103
www.vicmarc.com

D.V.A. Raffle 2014

On behalf of the D.V.A. Team and other prize contributors, I would like to thank two very supportive ladies from K.P.U., Trish Mossop and Jenny Pashley for their continuing support with the annual raffle.

Trish is in charge of the Keith Payne Unit at the Greenslopes Private Hospital, and Jenny is a Senior Occupational Therapist in charge of the O.T. Unit at K.P.U. Karen is on maternity leave with her lovely daughter, Sophia.

Trish, happily, and without hesitation, gave us permission to go ahead with the raffle at K.P.U., as it had been done in previous years. Most of the prizes had been turned prior to the Tuesday afternoon sessions going "on hold".

Trish asked Jenny to coordinate the raffle, which she accepted with pleasure, although it was no small task. She had the added work of sorting the articles into prize lots, wrapping the seven prizes in clear cellophane and displaying them on a large trolley inside the main entrance at the K.P.U. ready for ticket sales. She then supervised the sales of tickets and the drawing of the prizes before Xmas.

By the way, they loved the wooden fruit, the apples, pears and bananas which Jenny arranged in some of the bowls.

Ticket sales were a little slower than usual last year because of the D.V.A. cut back.

On the 6th January 2015 we had the pleasure of Jenny's company at morning tea. She brought with

her the proceeds of the raffle which amounted to \$370. Thank you Jenny and Trish.

Over the last eight years, the raffle total, less expenses, has amounted to \$2,940.

Thanks go to those members of the D.V.A. Team, ably led by Jim Buxton and Lyndon Prescott, who used two Thursday mornings a month, when possible, to turn prizes. Other contributors were Jeff Haylock, Brian Creese, Bob Bain, Alan Loxton, John Francis, and Richard Pacey. Thank you all for a job well done. I know that all the prizes would have been well received by the lucky winners.

Tom Rowston
WSQ Life Member

Robert Sorby Videos

Over the Christmas break I received eight emails from Robert Sorby Co containing links to youtube short videos of small projects (the ones I looked at were no more than 10 minutes). The topics and links are set out in the following table. I didn't look at them all, but the ones I looked at were interesting, and showed some techniques which I plan to try out in the future.

Turning a Garden Dibber	https://www.youtube.com/watch?v=d-EOJIYk-l8
Turning a Decorative Snowman	https://www.youtube.com/watch?v=4H00iVYnFTQ
Turning a Honey Dipper	https://www.youtube.com/watch?v=n6QsGVmWyoO
Turning a Muddler	https://www.youtube.com/watch?v=qPgqCr8sa5w
Turning a Spinning Top	https://www.youtube.com/watch?v=oEhm53m3lfw
Turning a Coffee Scoop	https://www.youtube.com/watch?v=Tv8WBI_XxrA
Turning a Platter	https://www.youtube.com/watch?v=PFYe0kdyvVU
Turning a Pen	https://www.youtube.com/watch?v=mOYFI-xPGL4

Have a look at them and let me know what you think.

Geoff Holbeck
Editor – Turning Talk

Letters to the Editor

Geoff, a small note for inclusion in TT if you see fit?

As some of our members will know, I recently had a minor issue with my Vicmarc lathe. The quill jammed when I retracted it fully. After a few unsuccessful attempts to free it, I called Vicmarc for advice on how to get it unstuck without breaking something!

The response - "bring it in and we will fix it". Even though the factory was actually closed, warranty was long over, and the issue not a failure of their product, it was repaired the same day for no charge.

In this age when everything is outsourced (especially service and repairs), it is refreshing to have a company take a personal interest in their product and provide good old fashioned service!

Harold Wiltshire

##*#*#*

G'Day Geoff

I would just like to say thanks to my many well-wishers. I am nearly fully recovered but for some restrictions on heavy lifting, particularly when Helen is close by.

Regards
Charlie Edwards

##*#*#*

From: PineRivers.Gallery@moretonbay.qld.gov.au
Subject: MORETON BAY REGION ART AWARDS
ONLINE ENTRY NOW OPEN
Date: Wed, 21 Jan 2015 11:10:32 +1000

ART AWARDS ONLINE ENTRY IS NOW OPEN

Go to: <https://www.moretonbay.qld.gov.au/artawards/> and click on the **apply now** button three quarters down the page to access the online entry form.

Points to remember

Entries close on Friday 27 February at 4pm

Handy hints for a stress free entry

The online entry form times out after 20 minutes of being idle....which is fine if you have everything ready to go!

If you have everything at hand you will need about 8 – 10 minutes.

Helpful hint: Create a folder on your desktop with the following in it so you can easily locate it to upload.

A copy of the named image file in jpg format. (1 – 4MB labelled with a filename of your name and title of the work).

We are interested in the artwork not the frame so crop the frame out if possible. This also means you don't have to have it framed for the entry deadline and you can frame it in time to deliver the work in May.

A word document with:

- title
- measurements of the work in millimetres (height x width) (+ depth for 3D works)
- the medium
- the price (all work must be for sale)
- artist statement of up to 60 words
- your ABN if you have one

Your credit card to pay your entry fee of \$29.

Avoid the traffic jam...don't leave entering until the last minute!

Dates to keep in mind

- Entries close 4pm Friday February 27
- Successful entrants will be notified in early April
- Delivery of shortlisted selected artworks is on May 6
- Opening night May 16
- Exhibition open to the public May 17 – 24
- Artist Market Day – May 23 (details on how you can participate will be released soon)
- Collection of works - May 25
- Collection of work via courier - May 26

Feel free to email me if you have any concerns.

Good luck and I hope to see you at the Art Awards.

Tracey Wallace
Venue Supervisor
Pine Rivers Art gallery
Moreton Bay Regional Council
PO Box 159
CABOOLTURE, QLD, 4510

Jest Another Moment

I went to the pub last night and saw a fat chick dancing on a table. I said, "Nice legs." The girl giggled and said with a smile, "Do you really think so?" I said, "Definitely! Most tables would have collapsed by now."

Anonymous
WSQ Member

Peter Mochrie's Tools & Equipment For Sale

Please Ring Lesley Mochrie - Peter's widow on 3892 1455

Tools & Equipment are located at Ekibin near Tarragindi

She would like to sell the lot as one package

1. Jet 6 speed Midi Wood Lathe with Stand
2. Vicmarc VM 100 Chuck
3. Nova Technatool Chuck
4. 2 x 75mm Face Plates
5. Small Dust Extractor & Piping
6. Steady Rest
7. 10mm Drill Chuck
8. 150mm Outside Callipers
9. Inside & Outside Callipers
10. Pen Mandrel & Sleeves
11. 32mm Roughing Gouge
12. 16mm Dia Bowl Gouge
13. 12mm Dia Bowl Gouge
14. 10mm Dia Bowl Gouge
15. 10mm Spindle Gouge

16. 6mm Spindle Gouge
17. 19mm x 3mm Parting Chisel
18. 10mm Beading & Parting Chisel
19. 19mm Skew
20. 12mm Skew
21. 12mm Round Nose Scraper
22. 25mm Round Nose Scraper
23. 25mm Square Scraper
24. 19mm Skew Scraper
25. 19mm undercut Scraper
26. Trimming Router & Lathe Base
27. Various Finishes & Waxes

Total : \$1,327 .00 ono

If members have any questions please contact Rob McKee as I have personally viewed & priced these items. Ph - 3207 1785 or Email -

rmckee@bigpond.net.au

Rob Mc Kee
President

Spalted Wood and Fungal Fences

All woodturners know that spalted wood is a result of fungal activity breaking down the structure of the wood. However, the process of the development of the various colours and patterns in spalted wood has been a bit of a mystery to most of us. An article in a recent issue of New Scientist magazine gave an excellent description of what the patterns of lines and colours actually represent.

To appreciate the description of the process of spaltting, it is necessary to have some understanding what fungal hyphae are, because fungal hyphae are the key players in the spaltting process. Briefly, in a fungus, hyphae are long branching tubular filamentous structures which are the main form of vegetative growth of the fungus. Hyphae may be modified in many different ways to serve specific functions. Some specialised hyphae function as "roots" responsible for absorption of nutrients from within host cells such as dead wood. Spaltting is the result of the spread of hyphae throughout dead wood.

The effects of the spread of hyphae and the development of spaltting are explained in the following extract from the New Scientist.

"Fungi are territorial beasts and recognise their own. If the mycelium of any individual fungus - the mass of interconnected hyphae that form its generally hidden body - splits into smaller networks, these happily grow independently. If they later encounter one another again, they will fuse back together to form a bigger mycelium and so pool resources.

It is another story when genetically different individuals of the same species meet: on touching they will recoil behind the fungal equivalent of a picket fence. Actually, make that barbed wire: the dense, contorted, much branched walls of hyphae that fungi build to mark out their territory are not designed to invite friendly interaction. These impenetrable barriers are the lines, black or autumnal brown and orange, that mark out spalted

wood used to make decorative bowls and jugs."

(Lynne Boddy: "Soils of war", New Scientist No 2999 13 December 2014)

So next time you look at a piece of spalted wood you will know that a large area of uniform colour is the result of a fungus meeting up with its sisters and its cousins and its aunts, uniting with them and collectively expanding through the wood until strangers are encountered. Smaller areas of different colours mark where fungi with few or no relatives as allies succeeded in establishing only small territories. How effective the various fungi have been within their own territories is indicated by the degree of breakdown of the wood as part of the decay process. Woodturners measure that by how much difficulty they have with variable hardness and extremely soft patches in spalted wood.

Garth Forster
WSQ Member

January Demonstration

On the morning of Saturday January 24 just over 40 members attended a session which included the handover of a new Vicmarc VL 240 lathe to the Society.

Under the agreement between Vicmarc and WSQ, Vicmarc retains ownership of the lathe and WSQ has exclusive use of the equipment for demonstrations and related purposes for the foreseeable future. Those present expressed their great appreciation of Vicmarc's generosity.

Marco had brought along Vicmarc's Grinding Jig and Station. He discussed this product and answered many questions about it. It generated a great deal of interest from the members in attendance. Marco also spoke about the history of the company, and their products.



Marco with the Grinding Station

After morning tea Rob advised that he would christen the new lathe by making a gavel. The head of the gavel would be made from a New Guinea Rosewood burl, and the handle from a New Guinea Rosewood spindle blank.



The Gavel Blanks

Rob mounted the gavel head blank between centres and turned the piece to round. Because it was a piece of burl with grain going in all directions Rob explained that it was important to think carefully about the direction in which the blank was mounted to minimise the possibility catching an edge between heart and sap wood and removing more wood than he had planned to.

Rob marked the planned pattern on the blank, used a parting tool and callipers to set the various depths required, used spindle gouges and a skew chisel to create the overall shape, and turn the beads and coves which formed parts of the design. As usual Rob displayed the skill of a surgeon in his tool use to produce a beautifully shaped object. He stressed the desirability of being able to use chisels with both left and right hands to allow some of the cuts to be executed correctly. After creating a small spigot at the tailstock end of the blank, Rob reverse chucked the blank into a drill chuck in the headstock and carefully shaped the ends of the gavel head. The small spigots remaining were cut off using the band saw.



Rob Shaping the Gavel Head

Rob more or less repeated the process above to turn the gavel handle. He took great care in turning the long spigot section to fit into the hole in the head, carefully reducing its diameter using the rub marks on the spigot as a guide to how much waste to remove. The end result needed to be a firm fit but not too tight, so glue could be catered for.

Rob sanded the two parts of the gavel through the grits so that it was ready to apply the glue and the finish to by the end of the session.



The Almost Completed Gavel

As usual, Rob conducted an informative and interesting demonstration. The applause and favourable comments at the end of the session made it clear that the members had learnt something and enjoyed the session. Thanks Rob.

Geoff Holbeck
Editor – Turning Talk

Tree of the Month – Hairy Oak



Allocasuarina inophloia, or Stringybark She-Oak, is a shrub or small tree of the she-oak family Casuarinaceae endemic to inland New South Wales and Queensland. The hairy bark is an unusual feature.

Taxonomy

First collected near Roma in central Queensland, the stringybark she-oak was described by Ferdinand von Mueller and Frederick Manson Bailey in 1882 as *Casuarina inophloia*. Exactly 100 years later, Lawrie Johnson moved it to its current genus *Allocasuarina* in his revision of the she-oaks.

Description

Allocasuarina inophloia grows as a small tree with an open habit ranging from 3 to 10 m high. It is dioecious. Like all she-oaks, its foliage is composed of segmented branchlets with segments known as articles, its leaves reduced to tiny scales between them.

Distribution and Habitat

In New South Wales it occurs in areas such as the Clarence River valley, Emmaville, Yetman, south to Waralda, while it ranges in Queensland north to Herberton. It is found in woodland on sandstone, ironstone or laterite ridges. Associated species include grasstrees (*Xanthorrhoea*) and eucalypts, such as drooping ironbark (*Eucalyptus caleyi*).

Northwest of Glen Innes it is found in tall scrub on granitic soil uplands with other dominant species such as the she-oak species *Allocasuarina brachystachya*, wattle species *Acacia williamsiana* and the endangered Severn River heath-myrtle (*Micromyrtus*

grandis) and understory shrubs such as *Leucopogon neo-anglicus* and fringe myrtle (*Calytrix tetragona*).

It has been recorded as a host plant for the orange mistletoe (*Dendrophthoe glabrescens*).

Cultivation

Its shaggy bark gives the species its horticultural potential. It is frost hardy and able to tolerate poor soils.



Hairy Oak Trunk



Lidded Box in Hairy Oak



Pen in Hairy Oak

Working Properties

Vern Bunn on his "Turning Timber into Toothpicks" web site observes that "Hairy Oak is fairly hard but turns satisfactorily and I find the medullary material quite brittle, although this might be because the pieces I have turned have been through a bushfire. It sands well and takes a high polish."

Geoff Holbeck

Editor – Turning Talk

Text sourced from Wikipedia. Tree and lidded box images, and quote from Vern Bunn sourced from the "Turning Timber into Toothpicks" web site. Pen image provided by Geoff Holbeck.

Turning Talk

Published by the
Woodturners Society of Queensland Incorporated

Management Committee

President: Rob Mc Kee 3207 1785
Vice President: Kev Kruger 3202 5846
Secretary: Lyn Woodward 3879 9305
Treasurer: John Reed 3263 1861
Members: Bob McGeechan 3394 1839
Mike Dodson 3824 2777
Bob Kennedy 3892 4675
Barbara Sheppard 3275 2764
Brian Creese 3378 4041
Geoff Holbeck 3901 6782
Reg Weber 3206 2325


Other Positions

Immediate Past President: Phil Harris 3878 2836
Newsletter Editor: Geoff Holbeck 3901 6782
Membership Secretaries: Greg Fletcher 3423 1554
Brian Creese 3378 4041
Librarian: Alwyn Clark 3803 4270
Assistant Librarian: Barbara Sheppard 3275 2764
Storekeeper: John Sheppard 3275 2764
Mt Coot-tha Co-ordinator: Rob Mc Kee 3207 1785
Competition Organiser: Richard Cooper 3878 1097
Web Co-ordinator: Gary Bidgood 3103 7500
Welfare Officer: Ron Marlow 3355 5995
Caretaker: Len Young 3397 8827

VM VICMARC[®] MACHINERY PTY LTD


MANUFACTURER OF QUALITY WOODTURNING LATHES, CHUCKS AND ACCESSORIES

VICMARC GRINDING JIG & STATION



The Vicmarc Grinding Jig is used to sharpen bowl gouges, spindle gouges and a variety of other tools. The unique design of the Vicmarc Grinding Jig gives you extra swing without any interference.

Grinding Jig Part Number - V00437



The Vicmarc Grinding Station is used to sharpen tools such as skew chisels, parting tools, roughing gouges etc. This system has been designed with pre-set angles, allowing you to achieve the same grind angle every time.

Grinding Station Part Number - V00438

For more information contact your local dealer or download the Grinding Jig and Grinding Station User Manual from our website www.vicmarc.com
Check our website for the full range of Lathes, Chucks and Accessories

For your nearest Vicmarc[®] dealer please contact us:
Phone: + 61 7 3284 3103 Fax: + 61 7 3283 4656
Web: www.vicmarc.com
Email: vicmarc@vicmarc.com

WOODTURNING SUPPLIES

When in Brisbane, come
and see our large showroom

Specials on Vicmarc Lathes & Chucks

WE SUPPLY A COMPLETE RANGE OF:

- Woodturning/carving equipment
- Cabinet making equipment • Local and imported timbers • Janik pyrographs (wood-burning equipment) • Clock movements, dials, barometers and thermometers
- Cutlery blanks • Round marble and ceramic tiles in lots of new patterns
- A large range of woodworking polishes
- Other accessories too numerous to mention.

Pick up your FREE catalogue for friendly and efficient mail order service

9 Paltarra Street, The Gap, Brisbane 4061
Phone: (07) 3300 4545 or 1800 674 241
Fax: (07) 3300 5656

The views expressed in this publication are not necessarily those of the Woodturners Society of Queensland or its Management Committee.

Other organisations are welcome to use, with appropriate acknowledgement, editorial material from this publication.

You're invited to contribute to the content of TT.

To do so, preferably by Email:

gholbeck@hotmail.com

jbmartin1990@gmail.com

Or, by mail:

C/O TT EDITOR @ WSQ

19 Pine Street, Greenslopes

Brisbane, Qld 4120

All submissions for the March 2015 edition of Turning Talk need to be submitted by no later than Thursday 26 February 2015.